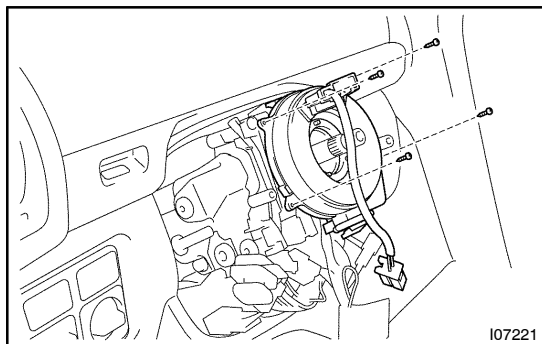


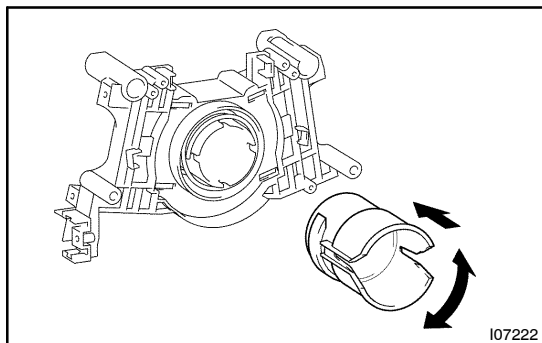
DISASSEMBLY

1. REMOVE STEERING WHEEL(See page [SR-12](#))



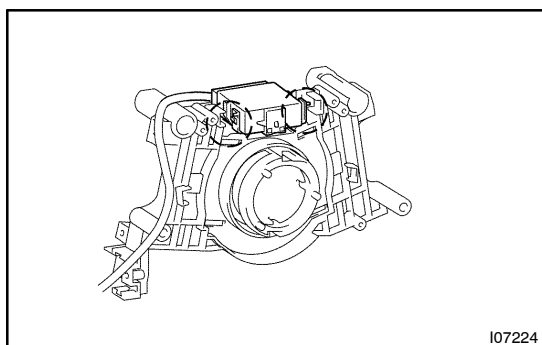
2. REMOVE SPIRAL CABLE

Remove the 4 screws and the spiral cable.



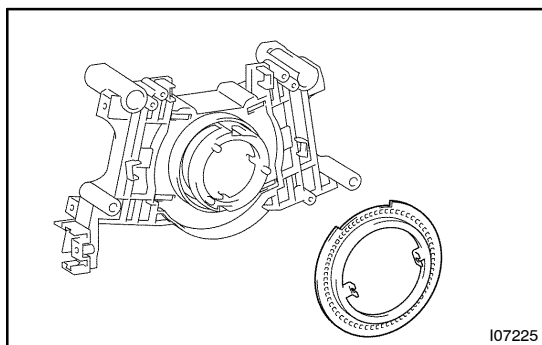
3. REMOVE CANCEL CAM

Turn the cancel cam with pressing it and pull it out.



4. REMOVE STEERING ANGLE SENSOR

Disengage the 2 claws and the steering angle sensor.



5. REMOVE STEERING POSITION DISC